



Westinghouse




DC Inverter



Capacity Range:
9,000 Btu/h - 24,000 Btu/h

17
SEER


Westinghouse Inverter Air Conditioner utilizes Direct Current (DC) technology to deliver among the highest energy efficiency levels available today. Traditional compressors just turn on and off operating at 60 Hz when running. But inverter compressor technology has almost infinite modulation for a perfect even variance. So while conventional compressors kick on at full speed to compensate for a small change in temperature, inverter technology alters the compressor speed just enough to match the slightest change in air temperature. So in addition to minimal power utilization, you get more consistent temperature level and fewer hot spots. Even more, inverter air conditioner are 30% more efficient than standard models, and the outdoor units are as quiet as 55 decibels.





You can be sure...
if it's Westinghouse





Features & Benefits


 **Sleep Mode** - Efficiently increases (Cooling) or decreases (heating) room temperature 1°C to provide the most comfort at night.

 **DC Rotary Compressor** - Operates according to load variations and ramps down for ultra-low power and noise levels.

 **Turbo Mode** - Enables the unit to ramp up to a preset temperature in the shortest time utilizing large diameter cross flow fans to provide high air flow while minimizing noise levels.

 **Auto Re-start** - When power is interrupted, the unit automatically returns to its previous settings.

 **LED Display** - It displays the room / setting temperature and unit functions. Self – Diagnosis and Auto-Protection Function is displayed through a series of flashing LED's.

 **Hydrophilic Aluminum Fin** – It improves the cooling efficiency by enabling the unrestricted flow of condensate water between heat exchanger fins.

Technical Specifications:

Model		Indoor	WIWXK-09KNW1	WIWXK-12KNW1	WIWXK-18KNW1	WIWXK-24KNW1	
		Outdoor	WCHXK-09KCR1	WCHXK-12KCR1	WCHXK-18KCR1	WCHXK-24KCR1	
Power Supply		V-Hz-Ph	208/230V~, 60Hz ,1Phase				
EER		Btu/h·W	3.26	3.21	3.01	3.01	
Cooling	Nominal Capacity	Btu/h	9000(2250~10000)	12000(4000~13500)	18000(5100~20000)	24000(12000~25000)	
	Input	W	820(270~1200)	1100(280~1220)	1750(380~2300)	2345(820~2750)	
	Rated Current	A	3.7(1.2~5.5)	5.0(1.4~6.0)	8.0(1.8~10.2)	9.8(3.6~12.5)	
Indoor unit	Fan Motor	Power Output	W	43	43	55	82
		Speed (Hi/Med/Lo)	r/min	1250/1000/900	1250/1000/900	1285/1245/1040	1285/1245/1040
	Indoor Air Flow (Hi/Med/Lo)		m3/h	1200/1000/880	1200/940/800	1180/1050/900	1285/1245/1040
	Moisture Removal		(L/h)	1.0	1.2	1.8	2.6
	Noise Level(Hi/Mi/Lo)		dB(A)	37/34/31	39/36/33	43/40/37	48/45/42
	Unit Dimension (WxHxD)		mm	710x195x250	790x195x265	920x225x292	1080x228x330
	Packing Dimension (WxHxD)		mm	800x270x340	875x285x375	1015x295x368	1165x445x320
	Net Weight		Kg	7.5	9	11.5	15.5
	Gross Weight		Kg	9	11	14.5	20.5
Outdoor unit	Compressor	Type		DC Rotary	DC Rotary	DC Rotary	DC Rotary
		Input Watt	W	680	680	990	1150
		Rated Load Amps. (RLA)	A	4.6	4.6	4.97	9.7
	Fan Motor	Power Output	W	75/56	72/53	119/96	115/89
		Speed	r/min	815/640	830/570	860/680	860/720
	Noise Level		dB(A)	55	55	58	56
	Unit Dimension (WxHxD)		mm	700x235x535	780x250x540	760x285x590	845x335x695
	Packing Dimension (WxHxD)		mm	815x325x580	910x335x575	887x355x645	965x395x755
	Net Weight		Kg	25	29	37	44
Gross Weight		Kg	27	32.5	40.5	48	
Refrigerant Type		g	R410A/570g	R410A/690g	R410A/980g	R410A/1180g	
Design Pressure		MPa	4.2/1.5	4.2/1.5	4.2/1.5	4.2/1.5	
Refrigerant Piping	Liquid side/ Gas side	mm(inch)	φ6.35/φ9.53(1/4"/3/8")	φ6.35/φ12.7(1/4"/1/2")	φ6.35/φ12.7(1/4"/1/2")	φ9.53/φ16.0(3/8"/5/8")	
	Max. refrigerant pipe length	m	20	20	25	25	
	Max. difference in level	m	8	8	10	10	

Specifications and illustrations subject to change without notice and without incurring obligations.



11500 N.W. 34th Street, Miami, FL 33178 U.S.A.
 Tel: 1-305-593-9061 e-mail: info@nordyne-intl.com
 Fax: 1-305-593-9064 http://www.nordyne-intl.com



For more information, call or write your Westinghouse dealer: